

A/21, A/21/T, A/21/TC Piezoelectric Accelerometer

360pC/g nom. 95 gm 250°C Max

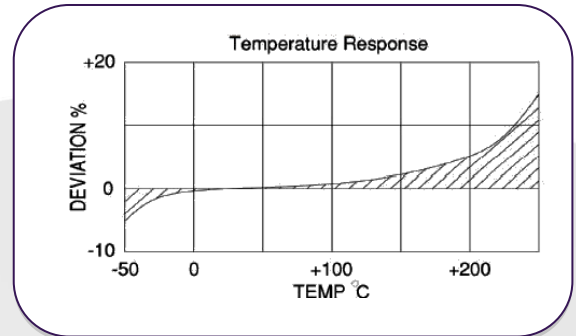


High output together with minimal susceptibility to strain induced error extends the measurement range of the A/21 down to the 10^{-5} g, 10^{-1} Hz region.

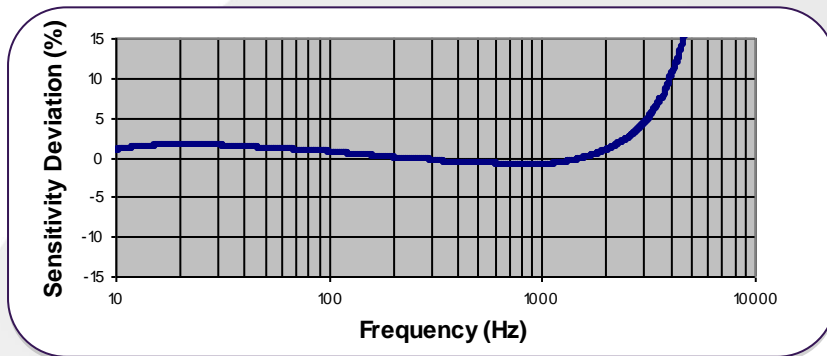
The A/21 application area includes low level frequency dynamic analysis as occurs in the civil and marine engineering fields.

The Konic shear sensing element, all welded construction, and total absence of epoxies and soldered connections maximizes sensitivity/mass ratio (3pC/gm), reliability, and operating temperature.

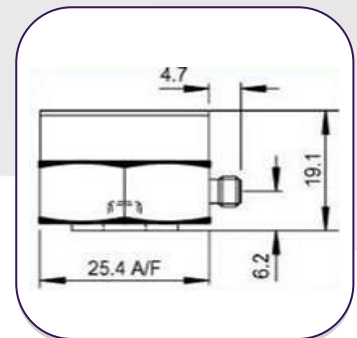
Temperature Response



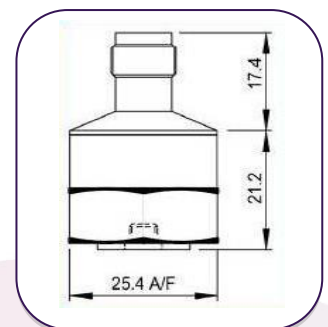
Typical Frequency Response



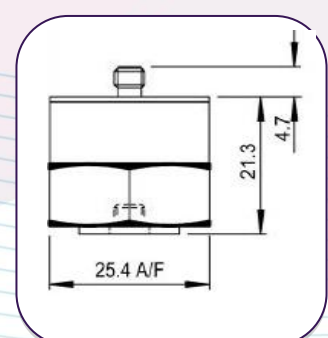
A/21



A/21/TC



A/21/T



	Metric		Imperial	
Charge sensitivity nom.	30.6pC/(m/s ²)	42.8pC/(m/s ²)	300pC/g	420pC/g
Capacitance pF	1400	2000	1400	2000
Resonant Frequency kHz	≈10		≈10	
Cross Axis error % max	5		5	
Temperature range	-50/+250°C		-58/+482°F	
Charge sensitivity deviation re 20 °C	-5% @ -50°C +15% @ +250°C		-5% @ -50°F +15% @ +482°F	
Frequency Response	1Hz-2KHz, +/- 5% 1Hz-3KHz, +/- 10%		1Hz-2KHz, +/- 5% 1Hz-3KHz, +/- 10%	
Maximum continuous 'g level	4,903m/s ²		1000g	
Case Material	s/steel 303 S31		s/steel 303 S31	
Mounting	Tapped Base, 10-32UNF, 4mm Deep		Tapped Base, 10-32UNF, 0.16in Deep	
Connector	10-32 UNF Microdot (A/21, A21/T) TNC A/21/TC		10-32 UNF Microdot (A/21, A21/T) TNC A/21/TC	
Weight	95g (A/21, A/21/T) 102g (A/21/TC)		3.35oz (A/21, A/21/T) 3.6oz (A/21/TC)	
Size	25.4 (A/F) x 20.1mm 25.4 (A/F) x 21.3mm		1 (A/F) x 0.79in 1 (A/F) x 0.84in	