

A/172/VF Industrial IEPE Piezo-Tronic IEPE Accelerometer

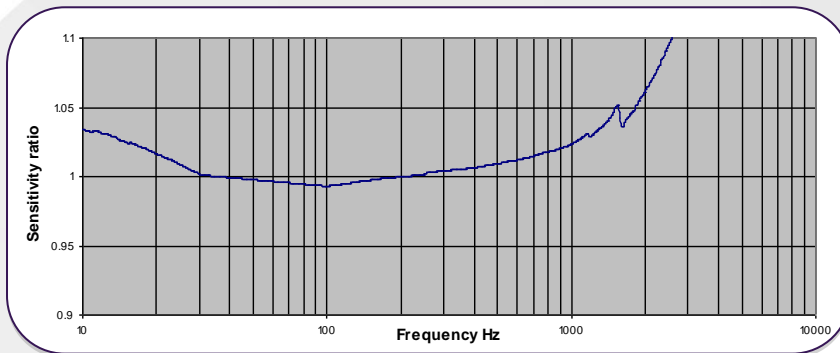
100mV/g $\pm 10\%$ 130gm 185°C max temp

Robust, industrial grade accelerometer with integral two wire charge/voltage converter (QVC) providing standardized 100mV/g output, and suitable for use in hostile environments, including fluid immersion. The transducer will withstand a 7 joule axial impact (1kg x 0.7m drop onto the cap). Convoluted and braided and armored assemblies offer supplementary protection. For submersible operation, proof leak testing is essential. The A/172VF connector has provision for a seal, transducer /cable assembly should be leak tested as whole and the connector seal replaced should the connector joint be subsequently broken. Leak testing is carried out by submersion in pressurized water. This is a rapid means of welded/metallurgical defect detection water ingress correlates to insulation loss and usually manifests within an hour or two of commencement. A 24 hour test vitally guarantees survivability. The A/172VF requires constant current supply and generates an output signal superimposed on the supply line.

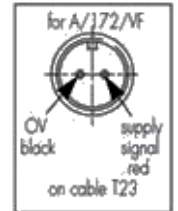
Construction

Konic sensor/hybrid thick film QVC electrically isolated with output via two pole hermetic connector. All welded case, suitable for immiscible applications.

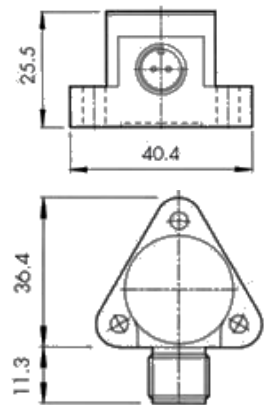
Typical Frequency Response



A/172/VF



dims. mm

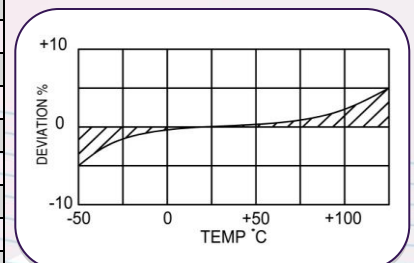


	Metric	Imperial
Voltage Sensitivity $\pm 10\%$	10.2mV/(m/s ²)	100mV/g
Resonant Frequency kHz	11	11
Cross Axis Error % max	5	5
Temp, range	-50/ +185°C	-58/ +365°F
Output, Sensitivity Deviation re 20°C/68 °F	-5% @ -50°C +5% @ +185°C	-5% @ -58°F +5% @ +365°F
Pyro-electric Output g/.C	0.02	0.02
Pyro-electric Corner freq. Hz	0.002	0.002
Base Strain	0.01	0.01
Max Continuous accn, g sine pk	9,807m/s ²	1000g
Supply Voltage V DC	15 / 35	15 / 35
Supply Current mA	2/15	2/15
Bias Voltage V DC @ 20.C	9 / 10	9 / 10
Settling Time, sec to 90% final val.	<5	<5
Noise Level Equiv mg	0.7	0.7
LF Corner freq, Hz	0.7	0.7
Saturation Limit equiv, pk,g	45 / 50	45 / 50
Case Material	s/steel 303 S31	s/steel 303 S31
Mounting	3x5mm holes on 34.3 PCD	3x 0.2in holes on 34.3 PCD
Weight	130gm	4.59oz
Connector	2 pole, 7/16 UNF	2 pole, 7/16 UNF
Case Seal	Welded	Welded
Size	40.2 x 36.4 x 24.7mm	1.58 x 1.43 x 0.97in

Options

- Temperature calibration up to 185°C
- Proof pressure testing to 80 bar

Temperature Response



DJB Instruments (UK) Ltd

Finchley Avenue,
Mildenhall, Suffolk IP28 7BG

A UK company with UK-based manufacturing, assembly and calibration in-house.

Tel +44 (0)1638 712 288
Email sales@djbinstruments.com
Web www.djbinstruments.com

DJB Iss.1

