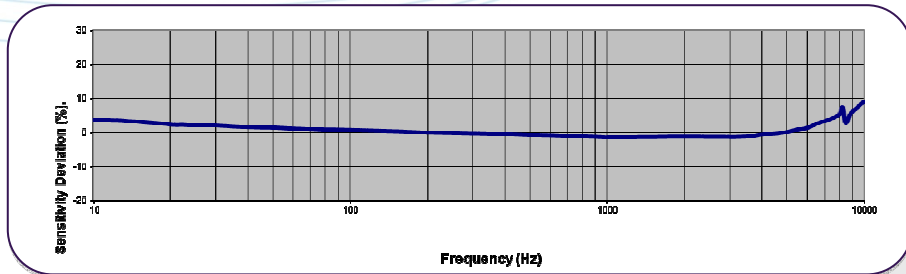




A/123/BT Piezo-Tronic IEPE Accelerometer

1mV/g up to 250mV/g $\pm 10\%$ 4.8gm Std temp 125°C

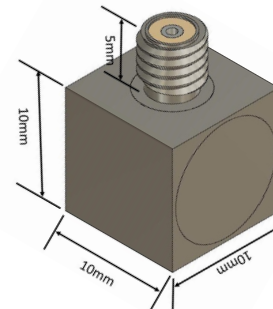
Typical Frequency Response



The A/123/BT is part of the wide range of A/123 monoaxial accelerometers which use the unique Konic Shear® piezoelectric sensing element for superior cross axis control and enhanced performance. The A/123/BT is designed as a 10mm cube with a top entry 10/32UNF connector, this allows the user to adhesive mount the accelerometer on any 5 of its faces for maximum flexibility in applications such as modal analysis.

Lightweight titanium fully welded construction for a rugged and reliable accelerometer.

A/123/BT



NOTE: Voltage sensitivities shown are standard. We offer a wide range of sensitivities on request, and recommend that applications are evaluated to determine the requisite sensitivity.

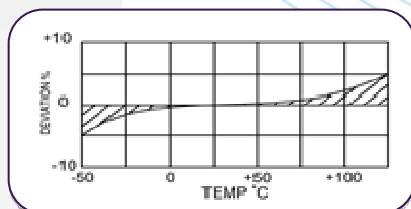
Frequency responses given are based on the A/123/BT mounted on its base. With Connector exiting to the top.

	Metric			Imperial		
	0.5mV/(m/s ²)	1.02mV/(m/s ²)	10.2mV/(m/s ²)	5mV/g	10mV/g	100mV/g
Voltage Sensitivity $\pm 10\%$	0.5mV/(m/s ²)	1.02mV/(m/s ²)	10.2mV/(m/s ²)	5mV/g	10mV/g	100mV/g
Resonant frequency	≥ 50 kHz					
Typ. Frequency Response $\pm 5\%$ $\pm 10\%$	1Hz – 8kHz 0.7Hz – 10kHz					
Cross Axis error	$\leq 5\%$					
Temperature Range	-55/+125°C			-67/+257°F		
Voltage sensitivity deviation (20°C / 68°F)	-5% @ -55°C +5% @ +125°C			-5% @ -67°F +5% @ +257°F		
Supply voltage	18/ 35 standard V DC					
Supply current	2/20 mA					
Output Impedance	$\leq 100\Omega$					
Bias voltage	10/14 VDC					
Shock Limit	49,033m/s ²			5000g		
Settling time within 10% bias	< 5 sec					
Non-linearity (%FS)	$\leq 1\%$					
Discharge Time Coef.	1 to 3 seconds					
Base Strain Sensitivity	$\leq 0.001\mu$ strain					
Saturation limit g	9807m/s ²	4903m/s ²	490.3m/s ²	1000g	500g	50g
Broadband resolution grms	0.01	0.002	0.0009	0.01	0.002	0.0009
Case material	Titanium					
Mounting	Adhesive					
Weight	4.8gm			0.17oz		
Case seal	Welded					
Size (without connector)	10mm x 10mm x 10mm			0.39 x 0.39in x 0.39in		
Connector	10-32 UNF Microdot					

Typical Spectral Noise (100mV/g)

1Hz	522 μ g/ $\sqrt{\text{Hz}}$
10Hz	31.2 μ g/ $\sqrt{\text{Hz}}$
100Hz	8.9 μ g/ $\sqrt{\text{Hz}}$
1kHz	5.8 μ g/ $\sqrt{\text{Hz}}$
10kHz	4.2 μ g/ $\sqrt{\text{Hz}}$

Temperature Response



Please note: For information and reference only. Data should not be used as pass / fail criteria for calibration purpose

DJB Instruments (UK) Ltd

Finchley Avenue,
Mildenhall, Suffolk IP28 7BG

A UK company with UK-based manufacturing, assembly and calibration in-house.

Tel +44 (0)1638 712 288
Email sales@djbinstruments.com
Web www.djbinstruments.com

DJB Iss.1 2021



ISO 9001 – 00025363